





































# Roofcell Coverage Rate Guidance

|                                                     | REINFORCEMENT<br>450 gm | BASECOAT WITH<br>6" ROLLER FULL                                                                                                                                                                                                                                                                               | BASECOAT WITH<br>9" ROLLER FULL                                                                                                                                                                                                                                                                             |
|-----------------------------------------------------|-------------------------|---------------------------------------------------------------------------------------------------------------------------------------------------------------------------------------------------------------------------------------------------------------------------------------------------------------|-------------------------------------------------------------------------------------------------------------------------------------------------------------------------------------------------------------------------------------------------------------------------------------------------------------|
| <b>ROUGH FELT</b>                                   | <b>450gm</b>            | <b>COVERAGE RATE 2.75 - 3KG</b>                                                                                                                                                                                                                                                                               |                                                                                                                                                                                                                                                                                                             |
|                                                     |                         | 6-7 x  - on Base<br>4 x  - on Mat<br>1 x  - Washcoat       | 4 x  - on Base<br>3 x  - on Mat<br>1 x  - Washcoat       |
| <b>SMOOTH FELT</b>                                  | <b>450gm</b>            | <b>COVERAGE RATE 2.25 - 2.5KG</b>                                                                                                                                                                                                                                                                             |                                                                                                                                                                                                                                                                                                             |
|                                                     |                         | 4-5 x  - on Base<br>4 x  - on Mat<br>1 x  - Washcoat       | 3 x  - on Base<br>3 x  - on Mat<br>1 x  - Washcoat       |
| <b>ASPHALT</b>                                      | <b>450gm</b>            | <b>COVERAGE RATE 2.25 - 2.5KG</b>                                                                                                                                                                                                                                                                             |                                                                                                                                                                                                                                                                                                             |
|                                                     |                         | 4-5 x  - on Base<br>4 x  - on Mat<br>1 x  - Washcoat       | 3 x  - on Base<br>3 x  - on Mat<br>1 x  - Washcoat       |
| <b>CONCRETE</b><br><small>(Requires primer)</small> | <b>450gm</b>            | <b>COVERAGE RATE 2.25 - 2.5KG</b>                                                                                                                                                                                                                                                                             |                                                                                                                                                                                                                                                                                                             |
|                                                     |                         | 4-5 x  - on Base<br>4 x  - on Mat<br>1 x  - Washcoat       | 3 x  - on Base<br>3 x  - on Mat<br>1 x  - Washcoat       |
| <b>OSB /<br/>DECKING</b>                            | <b>450gm</b>            | <b>COVERAGE RATE 2.25 - 2.5KG</b>                                                                                                                                                                                                                                                                             |                                                                                                                                                                                                                                                                                                             |
|                                                     |                         | 4-5 x  - on Base<br>4 x  - on Mat<br>1 x  - Washcoat | 3 x  - on Base<br>3 x  - on Mat<br>1 x  - Washcoat |
| <b>GRP</b>                                          | <b>450gm</b>            | <b>COVERAGE RATE 2 - 2.25KG</b>                                                                                                                                                                                                                                                                               |                                                                                                                                                                                                                                                                                                             |
|                                                     |                         | 3-4 x  - on Base<br>4 x  - on Mat<br>1 x  - Washcoat | 2 x  - on Base<br>3 x  - on Mat<br>1 x  - Washcoat |

 - Roller full