





































Roofcell Coverage Rate Guidance

	REINFORCEMENT 450 gm	BASECOAT WITH 6" ROLLER FULL	BASECOAT WITH 9" ROLLER FULL
ROUGH FELT	450gm	COVERAGE RATE 2.75 - 3KG per M²	
		6-7 x  - on Base 4 x  - on Mat 1 x  - Washcoat	4 x  - on Base 3 x  - on Mat 1 x  - Washcoat
SMOOTH FELT	450gm	COVERAGE RATE 2.25 - 2.5KG per M²	
		4-5 x  - on Base 4 x  - on Mat 1 x  - Washcoat	3 x  - on Base 3 x  - on Mat 1 x  - Washcoat
ASPHALT	450gm	COVERAGE RATE 2.25 - 2.5KG per M²	
		4-5 x  - on Base 4 x  - on Mat 1 x  - Washcoat	3 x  - on Base 3 x  - on Mat 1 x  - Washcoat
CONCRETE <small>(Requires primer)</small>	450gm	COVERAGE RATE 2.25 - 2.5KG per M²	
		4-5 x  - on Base 4 x  - on Mat 1 x  - Washcoat	3 x  - on Base 3 x  - on Mat 1 x  - Washcoat
OSB / DECKING	450gm	COVERAGE RATE 2.25 - 2.5KG per M²	
		4-5 x  - on Base 4 x  - on Mat 1 x  - Washcoat	3 x  - on Base 3 x  - on Mat 1 x  - Washcoat
GRP	450gm	COVERAGE RATE 2 - 2.25KG per M²	
		3-4 x  - on Base 4 x  - on Mat 1 x  - Washcoat	2 x  - on Base 3 x  - on Mat 1 x  - Washcoat